



Директива за Екодизайн

ЕВРОПЕЙСКА КОМИСИЯ ПО РЕГЛАМЕНТИ (ЕС)
 No. 1253/2014 и 1254/2014

Съгласно Директива 2009/125 / ЕО, продукти свързани с енергопотреблението със значителен обем на продажби и търговия, които представляват значително въздействие върху околната среда в рамките на Съюза и имат значителен потенциал за подобрене по отношение на тяхното въздействие върху околната среда, без това да води до прекомерни разходи, трябва да бъдат обхванати от прилагане на мярка или мярка за саморегулиране по отношение на изискванията за екодизайн. Потреблението на енергия във фазата на използване е най-значимият аспект на вентилационните инсталации за околната среда, представляващи значителен потенциал за разходно-ефективни икономии на енергия и намаляване на емисиите на парникови газове. Затова съоръженията трябва да отговарят на специфичните изисквания за екодизайн, посочени в Директивата за екодизайна.

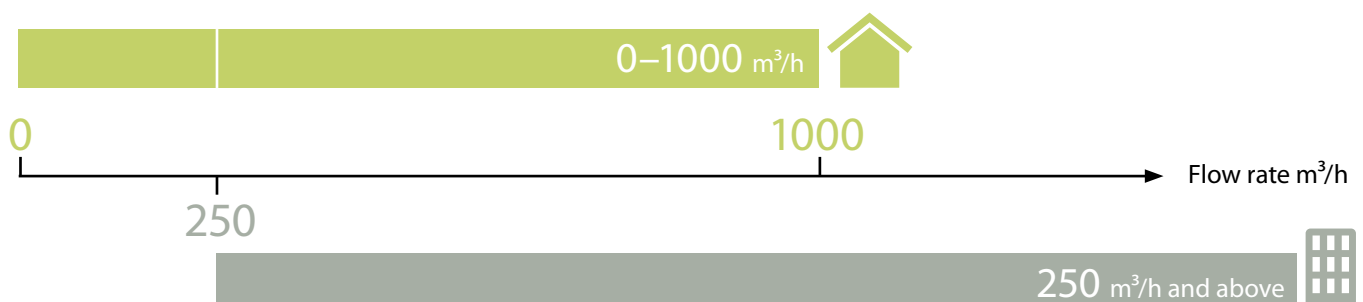
Класификация на съоръженията

A distinction should be made between measures applying to residential ventilation units and those applying to non-residential ventilation units on the basis of their individual air flow rate because two different sets of measurement standards are used in practice.

Residential Ventilation Units (RVUs): Ventilation unit where the maximum flow rate does not exceed 250 m³/h; the maximum flow rate is between 250 and 1 000 m³/h, and the manufacturer declares its intended use as being exclusively for a residential ventilation application.

Non Residential Ventilation Units (NRVUs): Ventilation unit where the maximum flow rate of the ventilation unit exceeds 250 m³/h, and, where the maximum flow rate is between 250 and 1 000 m³/h, and the manufacturer has not declared its intended use as being exclusively for a residential ventilation application.

According to the requirements listed above, the manufacturer decides whether the unit is assigned to RVUs or not.



Requirements for RVUs

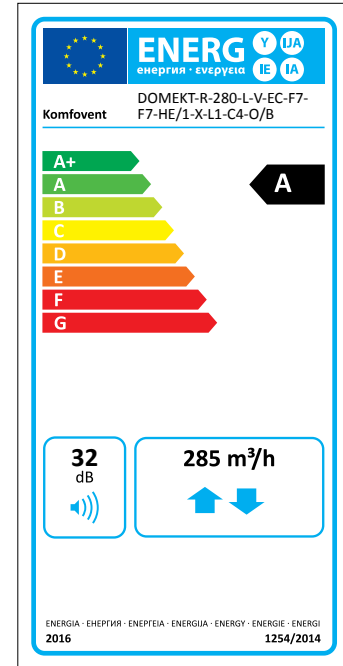
According to the regulation No. 1254/2014, the residential ventilation units must be marked with a special energy efficiency label. It also defines the standard information that represents the product.

The label

The label shall provide the following information: supplier's name or trade mark; supplier's model identifier; energy efficiency; sound power level (L_{wA}) in dB rounded to the nearest integer; maximum flow rate in m^3/h (at 100 Pa).

Product fiche




The information in the product fiche of the residential ventilation unit shall be given in the following order and shall be included in the product brochure or other literature provided with the product:



Supplier's name or trade mark	KOMFOVENT	
Supplier's model identifier	DOMEKT-R-280-L-V-EC-F7-F7-HE/1-X-L1-C4-O/B	
Specific energy consumption (SEC) for each applicable climate zone	kWh/(m ² .a)	A -83/-39.5/-14.6
Declared typology	bidirectional	
Type of drive installed	variable speed drive	
Type of heat recovery system	regenerative	
Thermal efficiency of heat recovery	%	86
Maximum flow rate	m ³ /h	285
Electric power input of the fan drive at maximum flow rate	W	60
Sound power level (L_{wA})	dB	32
Reference flow rate	m ³ /s	0.056
Reference pressure difference	Pa	50
Specific power input (SPI)	W/(m ³ /h)	0.26
Control factor and control typology	0.85; local demand control	
Declared maximum internal and external leakage rates (%) for bidirectional ventilation units or carry over	1 and 0.5%	
Position and description of visual filter warning for RVUs intended for use with filters, including text pointing out the importance of regular filter changes for performance and energy efficiency of the unit	notification in the control panel	
Internet address for pre-/dis- assembly instructions	http://www.komfovent.com/manuals/domekt-manuals	
The annual electricity consumption (AEC)	kWh/a	2.4
The annual heating saved (AHS) (in kWh primary energy/a) for each type of climate ('average', 'warm', 'cold')	kWh/a	88.9/45.5/20.6
For unidirectional ventilation systems, instructions to install regulated supply/exhaust grilles in the façade for natural air supply/extraction	only Domekt S	

Requirements for NRVUs

The regulation No. 1253/2014 applies to ventilation units and establishes ecodesign requirements for their placing on the market or putting into service. The set minimum operating parameters will be introduced gradually during the years 2016-2018.

		250 m ³ /h and above		Unidirectional	
					
Year	The minimum thermal efficiency	Sound power level	The maximum internal specific fan power of ventilation components (SFP _{int_limit}) W/(m ³ /s)		The maximum internal specific fan power of ventilation components (SFP _{int_limit}) W/(m ³ /s)
			up to 2 m ³ /s	over 2 m ³ /s	
2016	67%	45 dB	up to 2200	up to 1900	250
2018	73%	40 dB	up to 2100	up to 1800	250

Non-residential ventilation units (NRVUs) should be excluded from labeling as these products are chosen by planners and architects and largely independent from consumer and market behavior.

For more information about regulations visit the official EU website at <http://eur-lex.europa.eu/>.

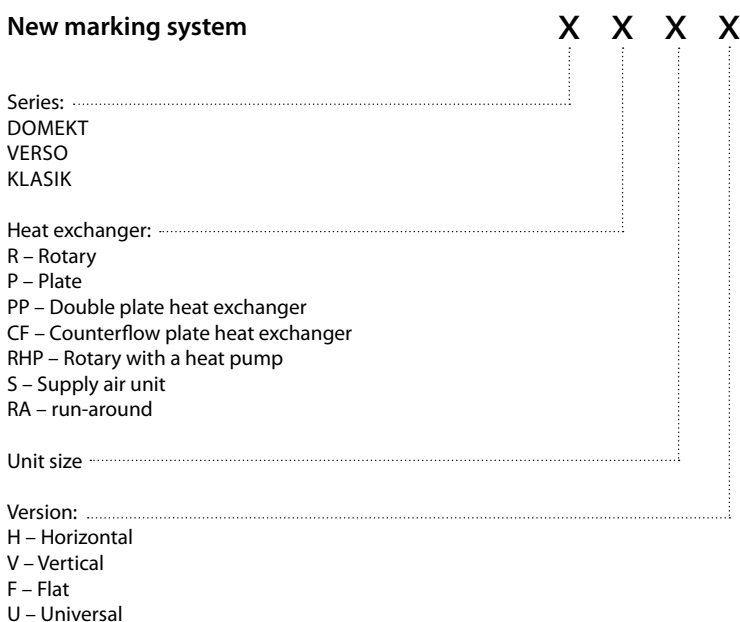
Changes in KOMFOVENT range

Taking the regulations 1254/2014 and 1253/2014 and the defined classification of ventilation units into account, we have decided to eliminate Kompakt range, splitting it into Domekt and Verso ones.

The following changes will be implemented and take effect from January 1st, 2016. Kompakt units with flow rate within 250–1 000 m³/h will become RVUs and be entitled as Domekt units. The units, starting from 1 000 m³/h air flow and above, will become NRVUs and be assigned to Verso range.

While implementing the Ecodesign directive from January 2016, we will not only change the Komfovent range, but also present a new marking system of the units. Awhile, both names (old and new) will be displayed in the information material.

New marking system



DOMEKT SERIES (former Domekt and Kompakt units, flow rate up to 1 000 m³/h)

UNIT TYPE	FORMER SERIES	FORMER MARKING	NEW MARKING	NEW SERIES
Units with rotary heat exchanger	Domekt	Domekt Rego 200V	Domekt R 200 V	DOMEKT
		Domekt Rego 400V	Domekt R 400 V	
		Domekt Rego 450V	Domekt R 450 V	
		Domekt Rego 250P	Domekt R 250 F	
		Domekt Rego 400P	Domekt R 400 F	
		Domekt Rego 600H	Domekt R 600 H	
	Kompakt	Kompakt Rego 400H	Domekt R 400 H	
		Kompakt Rego 500H	Domekt R 500 H	
		Kompakt Rego 500V	Domekt R 500 V	
		Kompakt Rego 500U	Domekt R 500 U	
		Kompakt Rego 700P	Domekt R 700 F	
		Kompakt Rego 700H	Domekt R 700 H	
		Kompakt Rego 700V	Domekt R 700 V	
		Kompakt Rego 900U	Domekt R 900 U	
Units with plate heat exchanger	Domekt	Domekt Recu 300V	Domekt PP 300 V	
		Domekt Recu 450V	Domekt PP 450 V	
	Kompakt	Kompakt Recu 400H	Domekt P 400 H	
		Kompakt Recu 400V	Domekt P 400 V	
		Kompakt Recu 700H	Domekt P 700 H	
		Kompakt Recu 700V	Domekt P 700 V	
		Kompakt Recu 900H	Domekt P 900 H	
		Kompakt Recu 900V	Domekt P 900 V	
		Kompakt Recu 900H	Domekt P 900 H	
		Kompakt Recu 900V	Domekt P 900 V	
Units with counterflow plate heat exchanger	Domekt	–	Domekt CF 250 V*	
		–	Domekt CF 250 F*	
		Domekt Recu 400VCF	Domekt CF 400 V	
		Domekt Recu 500PCF	Domekt CF 500 F	
	Kompakt	Kompakt Recu 700HCF	Domekt CF 700 H	
		Kompakt Recu 700VCF	Domekt CF 700 V	
		–	Domekt CF 900 U*	
		–	Domekt CF 900 F*	
Units with rotary heat exchanger and heat pump	Kompakt	–	Domekt RHP 400 V*	
		Kompakt Rego 600 U RHP	Domekt RHP 600 U	
		Kompakt Rego 800 U RHP	Domekt RHP 800 U	
Supply air units	Kompakt	–	Domekt S 650 F*	
		Kompakt OTK 700 P	Domekt S 700 F	
		–	Domekt S 800 F*	
		–	Domekt S 1000 F*	

* from 2016

VERSO SERIES (former Kompakt and Verso units, flow rate over 1 000 m³/h)

UNIT TYPE	FORMER SERIES	FORMER MARKING	NEW MARKING	NEW SERIES
Units with rotary heat exchanger	Kompakt	Kompakt Rego 1200U	Verso R 1200 U	VERSO
		Kompakt Rego 1200P	Verso R 1200 F	
		Kompakt Rego 1400U	Verso R 1400 U	
		Kompakt Rego 1600U	Verso R 1600 U	
		Kompakt Rego 2000U	Verso R 2000 U	
		Kompakt Rego 2000P	Verso R 2000 F	
		Kompakt Rego 2500U	Verso R 2500 U	
		Kompakt Rego 3000U	Verso R 3000 U	
		Kompakt Rego 4000U	Verso R 4000 U	
		Kompakt Rego 4500U	Verso R 4500 U	
		Kompakt Rego 7000H	Verso R 7000 H	
	Verso	Verso R 10	Verso R 10	
		Verso R 20	Verso R 20	
		Verso R 30	Verso R 30	
		Verso R 40	Verso R 40	
		Verso R 50	Verso R 50	
		Verso R 60	Verso R 60	
		Verso R 70	Verso R 70	
		Verso R 80	Verso R 80	
Verso R 90	Verso R 90			
Units with plate heat exchanger	Kompakt	Kompakt Recu 1200H	Verso P 1200 H	
		Kompakt Recu 1200V	Verso P 1200 V	
		Kompakt Recu 1600H	Verso P 1600 H	
		Kompakt Recu 1600V	Verso P 1600 V	
		Kompakt Recu 1600P	Verso P 1600 F	
		Kompakt Recu 2000H	Verso P 2000 H	
		Kompakt Recu 2000P	Verso P 2000 F	
		Kompakt Recu 3000H	Verso P 3000 H	
		Kompakt Recu 4000H	Verso P 4000 H	
		Kompakt Recu 4500H	Verso P 4500 H	
		Kompakt Recu 7000H	Verso P 7000 H	
	Verso	Verso P 10	Verso P 10	
		Verso P 20	Verso P 20	
		Verso P 30	Verso P 30	
		Verso P 40	Verso P 40	
		Verso P 50	Verso P 50	
		Verso P 60	Verso P 60	
		Verso P 70	Verso P 70	
		Verso P 80	Verso P 80	
Verso P 90	Verso P 90			

The grey marked units do not conform to the Ecodesign directive 2016.



VERSO SERIES (former Kompakt and Verso units, flow rate over 1 000 m³/h)

UNIT TYPE	FORMER SERIES	FORMER MARKING	NEW MARKING	NEW SERIES
Units with counterflow plate heat exchanger	Kompakt	–	Verso CF 1300 F*	VERSO
		–	Verso CF 1300 U*	
		–	Verso CF 1500 F*	
		–	Verso CF 1700 U*	
		–	Verso CF 2300 U*	
		–	Verso CF 3500 U*	
	Verso	Verso PCF 10	Verso CF 10	
		Verso PCF 20	Verso CF 20	
		Verso PCF 30	Verso CF 30	
		Verso PCF 40	Verso CF 40	
		Verso PCF 50	Verso CF 50	
		Verso PCF 60	Verso CF 60	
		Verso PCF 70	Verso CF 70	
		Verso PCF 80	Verso CF 80	
Verso PCF 90		Verso CF 90		
Units with rotary heat exchanger and heat pump	Kompakt	–	Verso RHP 1300 U*	
		–	Verso RHP 1500 U*	
	Verso	Verso RHP 10	Verso RHP 10	
		Verso RHP 20	Verso RHP 20	
		Verso RHP 30	Verso RHP 30	
		Verso RHP 40	Verso RHP 40	
		Verso RHP 50	Verso RHP 50	
		Verso RHP 60	Verso RHP 60	
		Verso RHP 70	Verso RHP 70	
		Verso RHP 80	Verso RHP 80	
Verso RHP 90	Verso RHP 90			
Supply air units	Kompakt	Kompakt OTK 1200P	Verso S 1200 F	
		Kompakt OTK 2000P	Verso S 2000 F	
		–	Verso S 2100 F*	
		Kompakt OTK 3000P	Verso S 3000 F	
		Kompakt OTK 4000P	Verso S 4000 F	
	Verso	Verso S 10	Verso S 10	
		Verso S 20	Verso S 20	
		Verso S 30	Verso S 30	
		Verso S 40	Verso S 40	
		Verso S 50	Verso S 50	
		Verso S 60	Verso S 60	
		Verso S 70	Verso S 70	
		Verso S 80	Verso S 80	
		Verso S 90	Verso S 90	

* from 2016.

Ecodesign directive is applied only in European Union.

The grey marked units do not conform to the Ecodesign directive 2016.



KLASIK SERIES

UNIT TYPE	FORMER SERIES	FORMER MARKING	NEW MARKING	NEW SERIES
Units with rotary heat exchanger	Klasik	Klasik Rego 1	Klasik R 1	KLASIK
		Klasik Rego 2	Klasik R 2	
		Klasik Rego 3	Klasik R 3	
		Klasik Rego 4	Klasik R 4	
		Klasik Rego 5	Klasik R 5	
		Klasik Rego 6	Klasik R 6	
		Klasik Rego 7	Klasik R 7	
		Klasik Rego 8	Klasik R 8	
		Klasik Rego 9	Klasik R 9	
		Klasik Rego 10	Klasik R 10	
		Klasik Rego 11	Klasik R 11	
		Klasik Rego 12	Klasik R 12	
		Klasik Rego 13	Klasik R 13	
		Klasik Rego 14	Klasik R 14	
Units with plate heat exchanger	Klasik	Klasik Recu 1	Klasik P 1	
		Klasik Recu 2	Klasik P 2	
		Klasik Recu 3	Klasik P 3	
		Klasik Recu 4	Klasik P 4	
		Klasik Recu 5	Klasik P 5	
		Klasik Recu 6	Klasik P 6	
		Klasik Recu 7	Klasik P 7	
		Klasik Recu 8	Klasik P 8	
		Klasik Recu 9	Klasik P 9	
		Klasik Recu 10	Klasik P 10	
		Klasik Recu 11	Klasik P 11	
		Klasik Recu 12	Klasik P 12	
		Klasik Recu 13	Klasik P 13	
		Klasik Recu 14	Klasik P 14	
Supply air units	Klasik	Klasik OTK 1	Klasik S 1	
		Klasik OTK 2	Klasik S 2	
		Klasik OTK 3	Klasik S 3	
		Klasik OTK 4	Klasik S 4	
		Klasik OTK 5	Klasik S 5	
		Klasik OTK 6	Klasik S 6	
		Klasik OTK 7	Klasik S 7	
		Klasik OTK 8	Klasik S 8	
		Klasik OTK 9	Klasik S 9	
		Klasik OTK 10	Klasik S 10	
		Klasik OTK 11	Klasik S 11	
		Klasik OTK 12	Klasik S 12	
		Klasik OTK 13	Klasik S 13	
		Klasik OTK 14	Klasik S 14	

KLASIK SERIES

UNIT TYPE	FORMER SERIES	FORMER MARKING	NEW MARKING	NEW SERIES
Supply air units with separate airflows	Klasik	Klasik DSVI 1	Klasik RA 1	KLASIK
		Klasik DSVI 2	Klasik RA 2	
		Klasik DSVI 3	Klasik RA 3	
		Klasik DSVI 4	Klasik RA 4	
		Klasik DSVI 5	Klasik RA 5	
		Klasik DSVI 6	Klasik RA 6	
		Klasik DSVI 7	Klasik RA 7	
		Klasik DSVI 8	Klasik RA 8	
		Klasik DSVI 9	Klasik RA 9	
		Klasik DSVI 10	Klasik RA 10	
		Klasik DSVI 11	Klasik RA 11	
		Klasik DSVI 12	Klasik RA 12	
		Klasik DSVI 13	Klasik RA 13	
		Klasik DSVI 14	Klasik RA 14	